

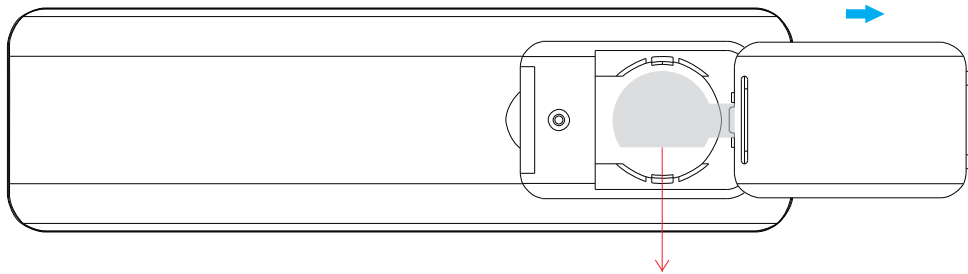
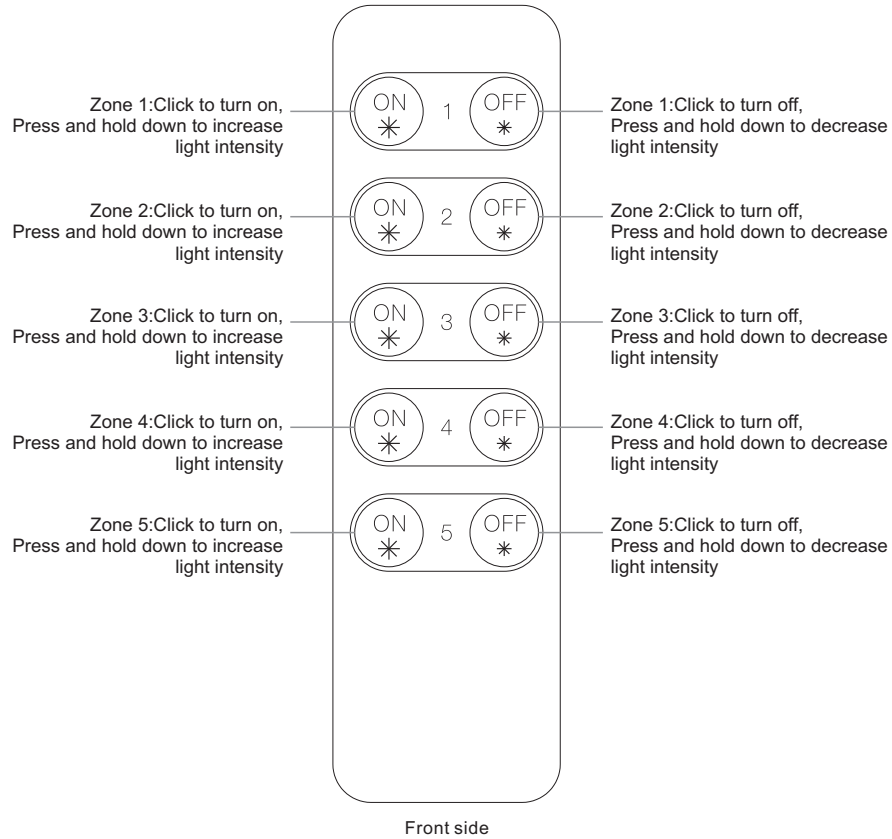
# RF Single Color Remote Controller

09.283K5.04205



**Important:** Read All Instructions Prior to Installation

## Function introduction



**Note:** Before the first use, please remove the protective film on the battery.

## Product Data

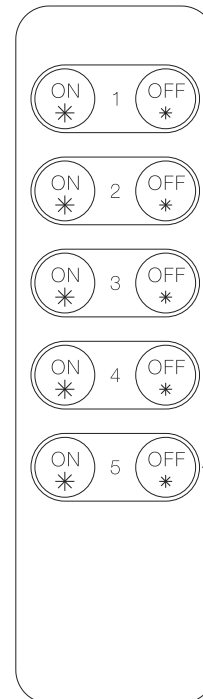
Output	RF signal
Operation Frequency	868/869.5/916.5/434MHz
Power Supply	3V(1xCR2025 battery)
Operating temperature	0-40°C
Relative humidity	8% to 80%
Dimensions	136.3x38.9x10.7mm

- Control 5 zones of receivers separately
- Single color controller
- Compatible with all universal series RF receivers
- 1 receiver can be paired by max 8 different remote controls.
- Waterproof grade: IP20

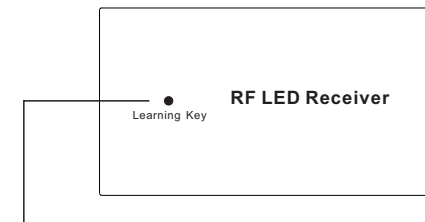
## Safety & Warnings

- This device contains a button lithium battery that shall be stored and disposed properly.
- DO NOT expose the device to moisture.

## Pair with RF receiver



**Step 1:** Do wiring the RF receiver according to wiring diagram (please refer to the instruction of RF receiver that you would like to pair with).



**Step 2:** Click the "Learning Key" button on RF receiver to set it into pairing status

**Step 3:** Choose one zone and click <sup>ON</sup> \* or <sup>OFF</sup> \* of the zone (e.g. zone 5), LED lights connected with the RF receiver flicker once means the receiver is paired with zone 5 successfully.

After pairing, click or hold <sup>ON</sup> \* or <sup>OFF</sup> \* of 1/2/3/4/5 to control each zone separately

**Note:** one receiver can be paired with max 8 remote controls.

**If you use multiple receivers, you have two choices:**

Option 1: have all the receivers in the same zone, like zone 1



Option 2: have each receiver in a different zone, like zone 1, 2, 3 or 4

